

Atlas Copco

PolyPump Ltd

Providing your pumping solutions

sales@polypump.co.uk
01296 488 294

stageV

Atlas Copco

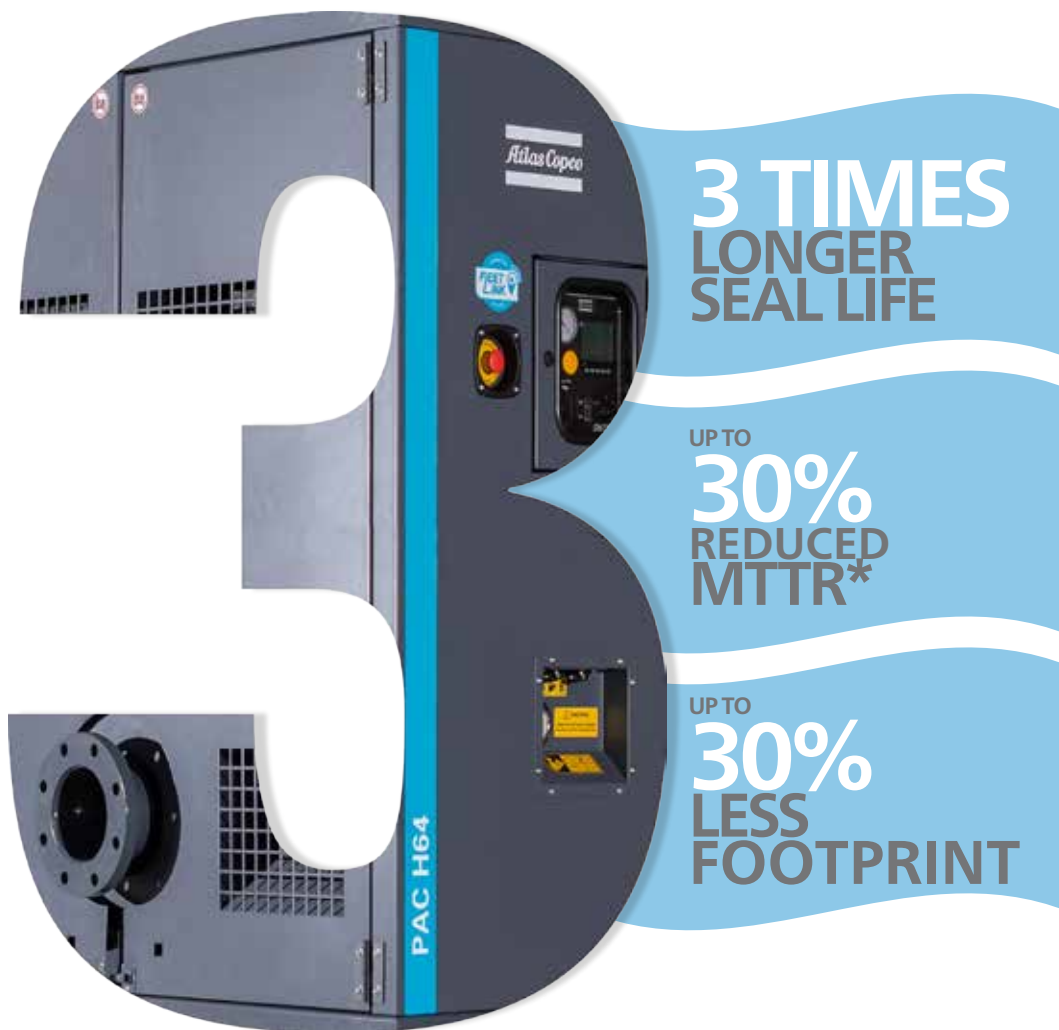
PAC H64

Head series,
rising to new
heights in the flow

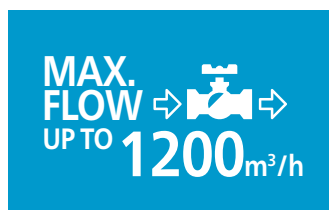
PAC H range

Head series, rising to new heights in the flow

The new PAC H pumps for high-pressure applications, have been designed to reduce downtime and prolong lifespan, saving operational costs. Part of Atlas Copco's Head series, the PAC H is a centrifugal pump that can handle liquids containing solids of up to 89mm in size. This makes it particularly well suited to industrial applications, such as water transfer in the oil and gas sector, quarrying and surface mining, construction, and municipal applications.



* Mean time to repair

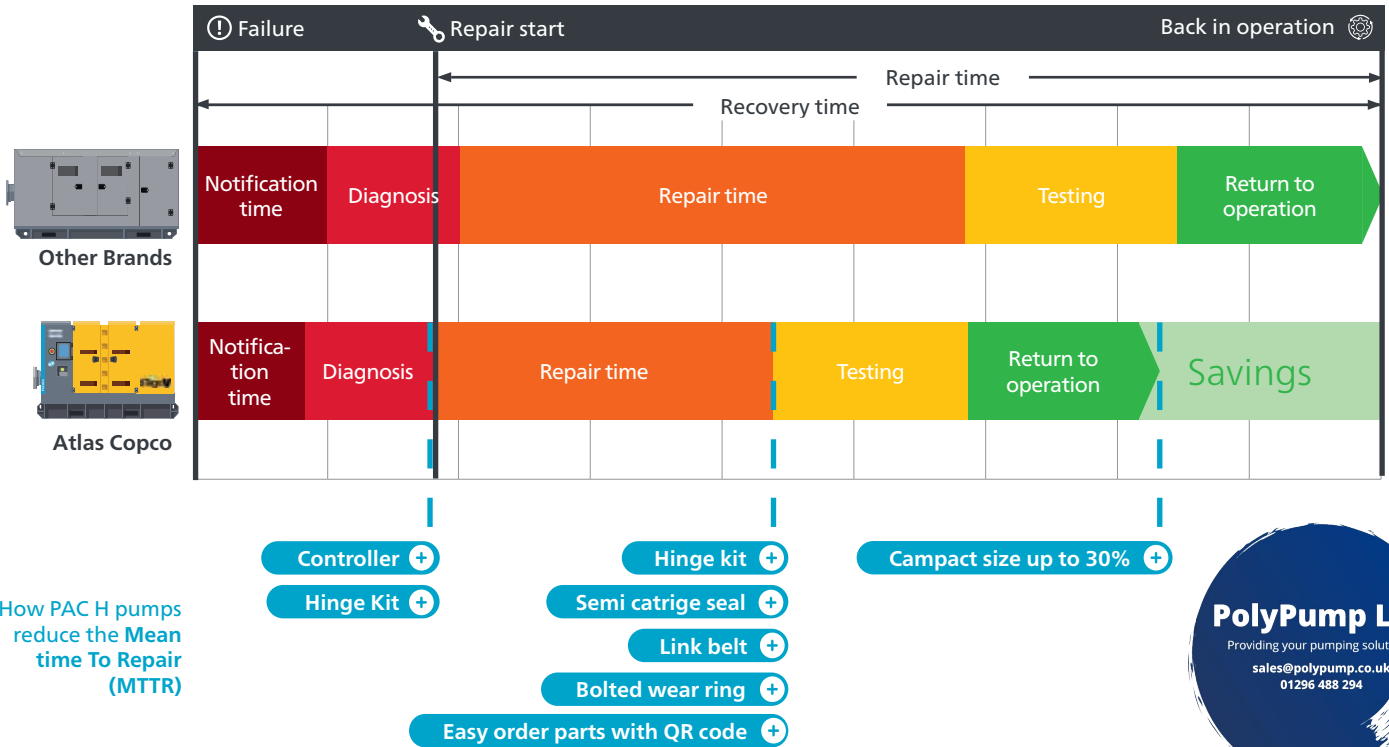


Stop losing money by reducing the mean time to repair (MTTR)

The innovative Atlas Copco **hinge kit** minimises downtime and makes maintenance easier, thanks to a swing door that allows quick and easy access to the pump's internal workings, and a **single bolt** to remove the impeller. The **semi-cartridge seal** enables change-out without dismantling the pump, and makes the lip seal and impeller easily accessible. **Bolted wear rings** make for precise and simple replacement compared to pressed alternatives, and **link belts** are used to enable changeovers without having to dismantle the entire wet end of the unit, **reducing mean time to repair by up to 30%**.



Up to 30% reduced mean time to repair



PAC H range



THE LEAN AND GREEN PUMP

The PAC H pump range is fully EU emission compliant and features a 120% fully leak-free structure, making it a clean and green machine. Offering available for worldwide emission norms and certifications



KEEP YOUR SEAL PROTECTED

The exclusive closed impeller is equipped with deflector vanes that keep the mechanical seal clean and free of detritus. This unique hydraulic design helps the mechanical seal last three times longer



HIGH PERFORMANCE AND ROBUSTNESS

The PAC H pumps can reach up to 150 metres in head, with a capacity of up to 1200m³/h and can handle high solids of up to 89mm.



SAVE SERVICING COST AND TIME

The PAC H series pump helps customers reduce mean time to repair (MTTR) by up to 30%. Features like the Atlas Copco hinge Kit, semi-cartridge seal design, bolted wear plate and link belts mean that the wear components can be serviced and replaced without dismantling the pump.





STAY IN CONTROL

The PW controller series enables the users to get the most out of the pumps in any application. There is automatic operation via transducer and floats and complete engine management with alarms and fault shutdown. FleetLink connectivity means the customer is always in control of the fleet.



ERGONOMIC LIGHTING

The PAC H comes with internal lighting to facilitate visibility during maintenance or repair.

COMPACT DESIGN

The compact PAC H range offers dimensions up to 30% smaller than pumps working on similar applications, meaning that 10 units can be loaded on a 13-metre truck.

SCAN AND ORDER

PAC H pumps take advantage of digital technology, featuring QR codes that mean essential information about parts and spares is just a scan away.

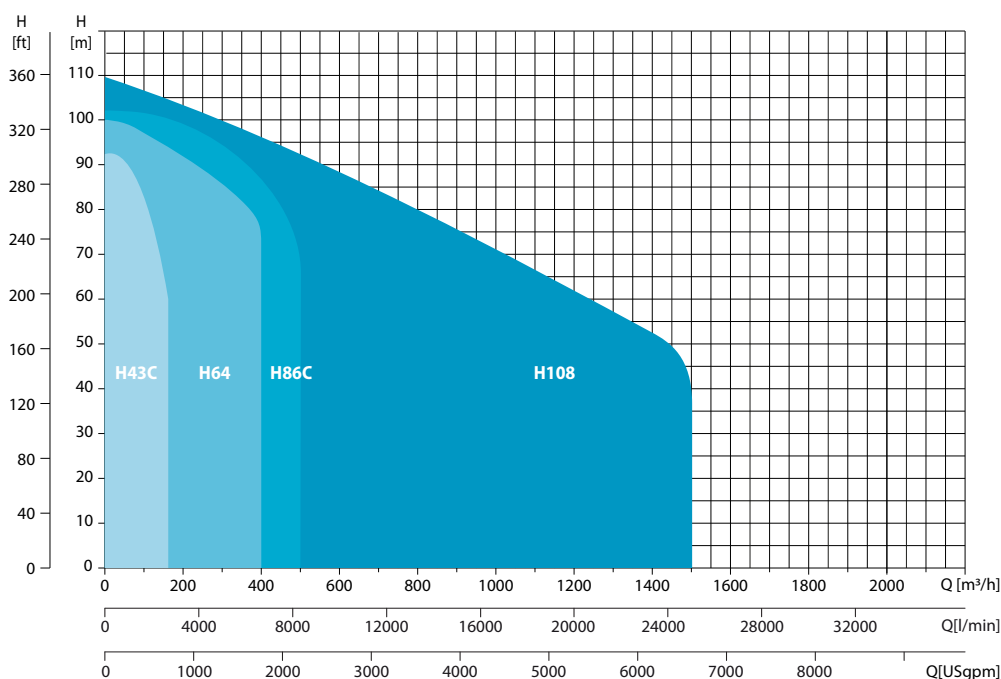


PAC H (EU Emission Compliant)

Technical data

Specifications		PAC H43C	PAC H64	PAC H86C	PAC H108
Max. head	m	92	101	102	109
Max. capacity	m ³ /h	160	400	540	1300
Suction	mm (in)	100 (4)	150 (6)	200 (8)	250 (10)
Discharge size	mm (in)	75 (3)	100 (4)	150 (6)	200 (8)
Max. solids handling	mm	20	76	76	89
Best efficiency point	%	62	70	77	70
Engine					
Emission compliance		Stage V	Stage V	Stage IV	Stage V
Max. engine power	kW	55	129	210	286
Max. operating speed	rpm	2600	1700	1800	1800
Max. fuel autonomy	h	30	24	14	14
Weight and dimensions					
Weight (dry)	kg	1600	3300	3800	3900
Length	mm	2500	3100	3850	3300
Width	mm	1100	1600	2020	2000
Height	mm	1700	2000	2000	2200

Operation area

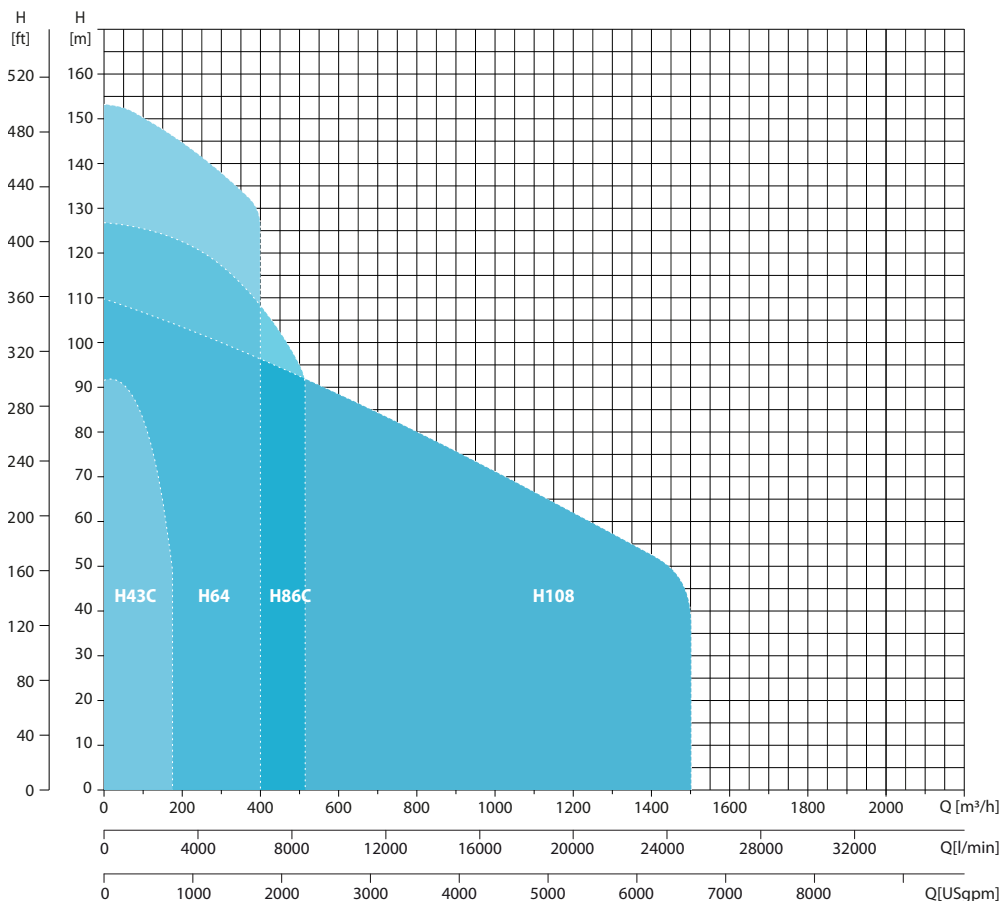


PAC H (LRC emission complaint)

Technical data

Specifications		PAC H43C	PAC H64	PAC H86C	PAC H108
Max. head	m	92 85	101 150	102 120	109
Max. capacity	m ³ /h	160	400	540	1300
Suction	mm (in)	100 (4)	150(6)	200 (8)	250 (10)
Discharge size	mm (in)	75 (3)	100 (4)	150 (6)	200 (8)
Max. solids handling	mm	20	76	76	89
Best efficiency point	%	62	70	77	82
Engine					
Emission compliance		Tier 3 Tier 2	Tier 3 Tier 2	Tier 3 Tier 2	Tier 3 Tier 2
Max. engine power	kW	55	160 276	210 276	286 276
Max. operating speed	rpm	2600 2500	1700 2100	1800 2000	1800
Max. fuel autonomy	h	30	24	14	14
Weight and dimensions					
Weight (dry)	kg	1600 1600	3300 3400	3800 3800	3900 4900
Length	mm	2500 2100	3100 3300	3850 3300	3300 3300
Width	mm	1100 900	1600 2000	2020 2000	2000 2000
Height	mm	1700 1700	2000 2200	2000 2200	2200 2200

Operation area



Product portfolio

GENERATORS

PORTABLE
1,6–12 kVA



MOBILE
9–1250* kVA



INDUSTRIAL
10–2250* kVA



LARGE POWER
800–1450 kVA



*Multiple configurations available to produce power for any size application

DEWATERING PUMPS

ELECTRIC SUBMERSIBLE
250–16.200 l/min



SURFACE PUMPS
833–23.300 l/min



Diesel and electric options available

ENERGY STORAGE SYSTEM

ZENERGIZE



LIGHT TOWERS

DIESEL



BATTERY



ELECTRIC



AIR COMPRESSORS AND HANDHELD TOOLS

AIR COMPRESSORS
1–116 m³/min
7–345 bar



HANDHELD TOOLS
Pneumatic
Hydraulic
Petrol engine driven



ONLINE SOLUTIONS

SHOP ONLINE PARTS ONLINE

Find and order the spare parts for power equipment. We handle your orders 24 hours a day.



POWER CONNECT

Scan the QR code on your machine, and go to the QR Connect Portal to find all the information about your machine.



LIGHT THE POWER: YOUR SIZING TOOL

A useful calculator to help you choose the best solution for your power and light needs.



FLEETLINK

Intelligent telematics system that helps optimise fleet usage and reduce maintenance, ultimately saving time and cutting operating costs.

