TSURUMI PUMP

50GY

3-phase
1-phase
50Hz

Sewage pump with cutter mechanism

Open multi-vane channel impeller with cutting mechanism. This construction ensures that fibrous foreign matter is cut up and sewage is transferred without clogging.

Cutting mechanism

Open multi-vane channel impeller with cutting mechanism, consisting off a stationary cutting ring and a rotating knife.
Entrained particles are crushed in a matter of seconds, piping diameters of DN50 are suitable. Minimization of material costs and costs for relocation.
The kind of solids as well as the maximum free-passageneed to be considered carefully when choosing the pump. For support, please contact Tsurumi (Europe) GmbH or your local Tsurumi-dealer

Optional Accessories:

- duck-foot for guide rails:
  - guide support
  - duck foot
- Bend
- Stand set for free-standing version

Available options

- Explosion-proof version
- Oilchamber sensor for humidity control (only 6,4kW and 9,5kW)
- Condenser start (230V), direct online (400V, up to 3,1kW), star-delta (400V, from 3,7kW on)
- All pumps can be operated with soft-starter and variable frequency drive.
- Automatic version with float-switch available for models up to 3.1 kW.
- Version with cooling jacket available for models with 6,4kW and 9,5kW



Specifications:

Model		Colour code curve	Bore mm	Power output kW	Phases	r.p.m.	Head max. m	Capacity max. l/min	Starting method	Dry weight kg without cable	
free standing	with guide rail fitting									free standing	with guide rail fitting
50GY2.9	TOS50GY2.9	1	50	0,9	3	2850	20,8	330	direct	32,9	32,9
50GY21.1S	TOS50GY21.1S	2	50	1,1	1	2850	20,4	312	condensor	31,7	31,7
50GY21.5S	TOS50GY21.5S	3	50	1,5	1	2850	30,5	195	condensor	42,3	38,5
50GY21.8S	TOS50GY21.8S	4	50	1,8	1	2850	32,1	360	condensor	42,5	38,6
50GY21.6	TOS50GY21.6	5	50	1,6	3	2850	31,0	198	direct	42,3	38,4
50GY21.9	TOS50GY21.9	6	50	1,9	3	2850	33,2	350	direct	42,4	38,5
50GY23.1	TOS50GY23.1	7	50	3,1	3	2850	35,0	460	direct	49,8	45,9
50GY23.1H	TOS50GY23.1H	8	50	3,1	3	2850	38,3	395	direct	49,8	45,9
50GY23.7	TOS50GY23.7	9	50	3,7	3	2850	46,7	355	star/delta	61,3	57,5
50GY24.4	TOS50GY24.4	10	50	4,4	3	2850	52,0	355	star/delta	61,6	57,8
50GYM26.4	TOS50GYM26.4	11	50	6,4	3	2850	42,0	510	star/delta	107,2	107,4
50GYM26.4H	TOS50GYM26.4H	12	50	6,4	3	2850	52,0	510	star/delta	110,5	107,4
50GYM29.5	TOS50GYM29.5	13	50	9,5	3	2850	68,0	510	star/delta	113,4	110,3

ø Discharge bore mm			50mm
Pumping Fluid	Temperature		0-35°C
	Type of Fluid		Municipal sewage
Pump	Compo-nents	Impeller	Multi-vane channel impeller with cutting mechanism
		Shaft Seal	Double mechanical seal
		Bearings	Shielded ball bearings
	Material	Impeller	Grey iron casting EN-GJL-250
		Casing	Grey iron casting EN-GJL-250
		Shaft Seal	SiC and radial ring in oil bath, SiC, upper in oil bath
		Cutting device	Stainless steel EN-X39CrMo17-1
Motor	Type, Poles		Induction motor, 2 poles, IP68
	Lubrication		Turbine oil (ISO VG32)
	Insulation		Insulation class H
	Motor Protector (built-in)		Miniature protector
	Phase / Voltage		Single phase 230V / 50Hz, 3-phase / 400V / 50Hz / d.o.l., 3-phase / 400V / 50Hz / s. d.
	Material	Casing	Grey iron casting EN-GJL-250
		Shaft	Stainless steel EN-X5CrNiMo17-12-2
		Cable	Rubber, 10m H07RN8-F
Discharge Connection			Flange DIN/ANSI DN50 (PN10)
Optional Accessories			Guide rail fitting "TOS" (guide support, duck foot bend, lifting chain) / Bend and stand set for free standing types

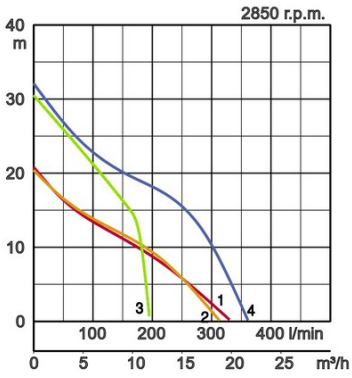

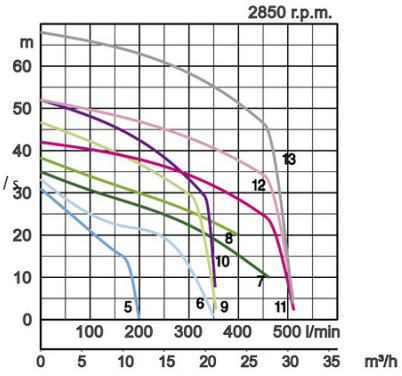

Dimensions in mm:

Model	A	B	G	K	L	M	N	P	Q
50GY2.9	406	-	-	-	-	-	-	-	-
50GY21.1S	406	496	-	-	-	-	-	-	-
50GY21.5S	468	618	223	165	191	20	107	277	350
50GY21.8S	468	618	223	165	191	20	107	277	350
50GY21.6	468	618	223	165	191	20	107	277	350
50GY21.9	468	618	223	165	191	20	107	277	350
50GY23.1	505	655	223	165	191	20	107	277	350
50GY23.1H	505	655	223	165	191	20	107	277	350
50GY23.7	545	695	250	180	193	25	119	304	355
50GY24.4	545	695	250	180	193	25	119	304	355
50GYM26.4	771	790	-	-	-	-	-	-	-
50GYM26.4H	771	790	-	-	-	-	-	-	-
50GYM29.5	844	862	-	-	-	-	-	-	-

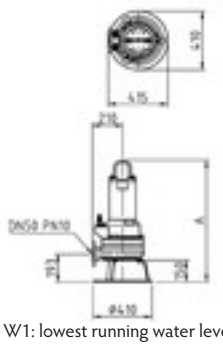

W1: lowest running water level
50GYM26.4, 50GYM26.4H, 50GYM29.5

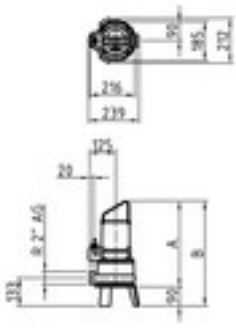

50GY21.1S, 50GY2.9

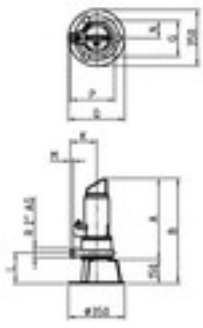

50GY21.5S, 50GY21.8S, 50GY21.9, 50GY21.6, 50GY23.1, 50GY23.7, 50GY24.4, 50GY23.1H

Please mind: discharge bend, duck foot bend and stand set are accessories and must be ordered separately

Dimensions - guide rail fitting type in mm:

Model	B	C	D	E	F	G
50GY2.9	-	172	560	457	360	190
50GY21.1S	-	172	560	457	360	190
50GY21.5S	-	183	630	504	407	223
50GY21.8S	-	183	630	504	407	223
50GY21.6	-	183	630	504	407	223
50GY21.9	-	183	630	504	407	223
50GY23.1	-	183	672	504	407	223
50GY23.1H	-	183	672	504	407	223
50GY23.7	-	187	706	527	429	250
50GY24.4	-	187	706	527	429	250
50GYM26.4	790	-	-	-	-	-
50GYM26.4H	790	-	-	-	-	-
50GYM29.5	862	-	-	-	-	-

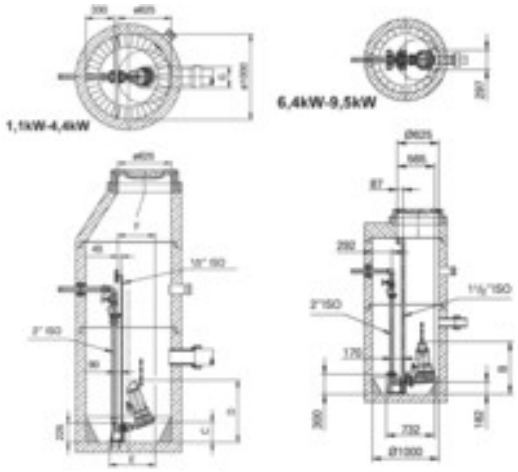

Tsurumi (Europe) GmbH

Wahlerstr. 10
D-40472 Düsseldorf
Tel.: +49 (0)211-4179373
Fax: +49 (0)211-417937-480
Email: sales@tsurumi.eu
www.tsurumi.eu

We reserve the right to change specifications and designs herein for improvement without prior notice. Our pumps are for professional use only. In the event that Tsurumi (Europe) GmbH have, in exceptional cases taken over, a manufacturer's warranty, this entitles the enduser to assert remedy free of charge against Tsurumi (Europe) GmbH due to any defect to the product occurring during the guarantee period (see below), also then when the warranty claims against the seller do not or no longer exist. In the event of malfunction, which is attributable to the improper handling by the enduser, no guarantee claim shall arise. Further claims shall not result from the warranty, unless if something to the contrary has explicitly been determined. The decision as to whether remedy is effected by way of replacement or repair shall be at the choice of Tsurumi (Europe) GmbH. The claims shall be time barred after a period of three months after expiry of the guarantee period, however, not before expiry of the warranty period which is valid towards the seller. In the event of doubt, the warranty period shall correspond with the warranty period which is valid between the end-user and his seller.